

WeGo – Pushchair

(Sample Letter of Medical Necessity)



Every child is unique, and every child is assessed individually to see which products are required to meet their specific individual needs. Health care providers will make the ultimate decision on which products are appropriate for an individual, based on their clinical judgement, and the funding applications will take these individual requirements into account. Firefly cannot guarantee the success in obtaining insurance funding.

Firefly WeGo

Template Letter of Medical Necessity

Please note – for sections highlighted in blue, please replace with details specific to the child’s presentation and clinical need. The text provided is for example purposes only.

Introduction

(please describe who are you, your relationship with the client, and the product for which you are seeking funding)

As Jane Doe’s therapist, I am requesting insurance funding for a Firefly WeGo pushchair. This DME device has been prescribed by Jane’s physician and is a medical necessity which would not be used in the absence of disability, illness or injury. It is essential for performing Mobility Related Activities of Daily Living (MRADL) such as going to the shops, to the dentist or on holiday.

Explain the child’s diagnosis and disability. *[Include information personal to the child]*

Jane is a X year old boy/girl who has been diagnosed with XX.

Sensory and Communication: She has sensory integration disorder and presents with reduced cognition. She is non-verbal with greatly delayed communication and social skills.

Strength and tone: Jane has fluctuating tone with decreased strength in her trunk. She has some degree of passive postural control in her head and upper trunk but has very limited active and reactive control. She has limited motor control of her upper and lower limbs and is unable to use cutlery, hold a pencil, sit, stand or walk independently.

Range of Movement: Janes has bilateral hip flexion contractures of 10 degrees and knee flexion contractures of 15 degrees.

Surgery and medications: Jane has had bilateral tenotomies last year and receives Botulinum-A injections 6 monthly.

Equipment and transfers: Jane is unable to stand or walk independently and needs postural support for all activities of daily living (ADL). Jane has a standing frame and supportive seating system at home. She wears AFOs for 4-5 hours/day and is currently lifted for transfers.

Mobility: Jane is unable to propel a wheelchair independently and requires a caregiver to push her around. She does not have sufficient head and trunk control to sit independently in a normal pushchair and requires postural support in all seats.

Continence: Jane is incontinent and requires frequent changing to prevent skin breakdown. There is a lack of disabled-friendly changing spaces which suit her needs and her parents are often forced to

change her on the floor of toilets/restrooms. This limits the activities that she participates in, the places she visits and the length of time that she is out of the house.

What are the implications for the child without WeGo? *[Include information personal to the child]*

Jane is currently transported in a standard pushchair. This is not designed with the needs of disabled children in mind and its use is limited to short, infrequent periods. Jane requires additional lateral and anterior support to stay upright and in midline. Without this support, Jane falls to the side with her head and arms often outside the envelope of the pushchair. As well as being a dangerous position, she is at risk of developing a fixed curvature to her spine. This can contribute to hip migration which is associated with pain and surgery.

The WeGo pushchair has been specifically designed to accommodate the GoTo seat. The GoTo is a DME postural support for children with disabilities which makes everyday chairs, such as dining chairs, shopping cart seats or playpark seats, accessible. The GoTo is light, portable and comfortable while providing suitable lateral and anterior support through a deep wraparound harness.

What are the needs and safety factors with children with significant postural support and sensory disability? *[Include information personal to the child]*

Jane has fluctuating muscle tone which increases if she is in pain or discomfort. When this happens, it is more challenging to care for her. The correct postural support reduces tone and increases comfort. The WeGo pushchair will provide Jane with continuity of support by enabling her to use her GoTo Postural Support seat both in the house and when out and about.

Jane tires easily and needs to be reclined for sleep. The WeGo pushchair will recline up to 140°, allowing for naps. This feature is also very helpful to enable Jane to be changed while lying down in the seat. For some families it is also a useful feature for visits to the dentist.

The WeGo pushchair has durable wheels for rugged terrain and can go wherever a standard pushchair can. It has a range of accessories to ensure it can be used in all weathers: sun canopy, rain cover, cup holder, mosquito net and foot muff.





What are the equipment and accessory requirements?

The Firefly WeGo pushchair is designed to help children with disabilities or injuries to participate in outdoor walks, shopping and other outdoor activities. It is designed and manufactured as durable medical equipment and is a registered medical device.

- The WeGo can be used with the posturally supportive GoTo seat. It also has adjustable seat and footrest to support the feet.
- WeGo includes accessories that allow it to be used in many settings, including raining or windy outdoor activities. The durable wheels are made to go over rough terrain, so will not hinder the places that can be explored.
- The WeGo reclines up to 140 degrees, allowing Jane to be changed while in it.
- As a latex free product, the WeGo will not harm or be detrimental to a sensitive child's skin, keeping them safe and comfortable throughout the lifetime of the product.
- The WeGo is suitable for up to 66 lbs or approx. 6 years making trips out easier as the child grows.

Components of the Firefly WeGo (Delete any components not required for the child)

In order to meet Janes transportation needs I am requesting funding for the Firefly WeGo, with the features and accessories described below.

| Item | Description of Medical Necessity |
|--|--|
| <p>GoTo Attachment</p>  | <p>The GoTo attachment clips make using the GoTo seat with the WeGo straightforward.</p> |
| <p>30kg Capacity</p>  | <p>WeGo has a higher weight capacity than most pushchairs at 66 lbs so most children can use it up to 6 years.</p> |
| <p>Recline</p>  | <p>The WeGo reclines to 140°, so your child can lie back for a little snooze or to be changed and they will still have the support of the GoTo Seat.</p> |
| <p>Accessories</p>  | <p>WeGo comes with a full accessory pack, including a sun canopy, rain cover, cup holder, mosquito net and foot muff.</p> |
| <p>GoTo Postural Support Seat (size 1 or 2)</p>  | <p>The GoTo seat attaches onto the WeGo pushchair and provides wraparound lateral and anterior postural support. Available in 2 sizes and with accessories such as a contoured cushion and contoured head support to maximise comfort when used for longer periods or dynamic environments such as the WeGo pushchair.</p> |

Discuss the cost of alternative caring methods, reiterating the benefits of the WeGo (Make personal to the child)

Other pushchairs, while offering a similar age and weight range, do not provide the additional postural support of the WeGo and GoTo postural support seat combined. They also do not offer recline and could not be used for changing. Thus, they do not meet Jane's needs for comfort and safety.

Describe psychological benefits *(Make personal to the child and family)*

Jane needs postural support throughout the day, from seating at home to a trip out to the park or to her family. Her current lack of suitable mobility equipment means that both she and her family are increasingly socially isolated. Having a child with a disability puts an enormous financial and psychological stress on the family and has a profound effect on the entire family and thus the health and well-being of the child. Any steps to increase the ease with which the child and family can mobilise will increase social interactions, reduce loneliness and normalise family life.

Summary/conclusion.

- The WeGo will enable Jane to experience a range of everyday activities, from a trip to the shops, to a visit to a nature park or a family vacation.
- The enhanced recline will ensure that she can be changed in comfort without the carers having to resort to changing on the floor of restrooms.
- When combined with the GoTo postural support seat, Jane will have correct postural support to maintain her head in trunk upright and symmetrical so that she can eat, play and connect with her family and friends.
- The lightweight, portable design is straightforward to use and easily fits in the car.
- This DME is essential for Jane. It will transform her access to life outside the confines of home and school.

Show the different settings that the WeGo can be used in.



